


Basic English for Science

Oxford University Press

Basic English for Science



Oxford University Press, Great Clarendon Street, Oxford OX2 6DP

Oxford New York

Athens Auckland Bangkok Bogotá Buenos Aires

Calcutta Cape Town Chennai Dar es Salaam

Delhi Florence Hong Kong Istanbul Karachi

Kuala Lumpur Madrid Melbourne Mexico City

Mumbai Nairobi Paris São Paulo Singapore

Taipei Tokyo Toronto Warsaw

and associated companies in

Berlin Ibadan

OXFORD and OXFORD ENGLISH are trade marks
of Oxford University Press.

ISBN 0 19 457180 7 student's book

ISBN 0 19 457181 5 teacher's book

ISBN 0 19 457189 0 class cassette

ISBN 0 19 457188 2 language laboratory cassette set

© Oxford University Press 1978

First published 1978

Fifteenth impression 2000

Basic English for Science was researched, developed and written by
Peter Donovan at the Oxford University Press English Language
Teaching Development Unit.

No unauthorized photocopying

All rights reserved. No part of this publication may be reproduced,
stored in a retrieval system, or transmitted, in any form or by any
means, electronic, mechanical, photocopying, recording, or
otherwise, without the prior written permission of Oxford University Press.

This book is sold subject to the condition that it shall not, by way of
trade or otherwise, be lent, resold, hired out, or otherwise circulated
without the publisher's prior consent in any form of binding or cover
other than that in which it is published and without a similar
condition including this condition being imposed on the subsequent
purchaser.

Printed in China


contents

	page		page
Unit 1	1	Unit 4	49
Classwork		Classwork	
Section 1	<i>Numbers and dimensions</i>	Section 1	<i>Describing qualities of materials</i>
Section 2	<i>Describing objects</i>	Section 2	<i>Describing colours and appearance</i>
Section 3	<i>Describing shape, size, use etc.</i>	Section 3	<i>Describing a simple process and experiment</i>
Exercises	9		55
Drills	13	Exercises	58
Activity	17	Drills	59
	19	Activity	60
Unit 2	21		61
Classwork		Unit 5	
Section 1	<i>Describing angles and lines</i>	Classwork	
Section 2	<i>Reading basic formulae</i>	Section 1	<i>Classification, definition and description</i>
Section 3	<i>Reading more complex formulae</i>	Section 2	<i>Describing and predicting</i>
Exercises	22	Section 3	<i>Detailed description</i>
Drills	24		62
Activity	25	Exercises	64
	26	Drills	67
	28	Activity	69
	30		70
Unit 3	31		71
Classwork		Unit 6	
Section 1	<i>Describing position</i>	Classwork	
Section 2	<i>Describing movement and action</i>	Section 1	<i>Simple instructions</i>
Section 3	<i>Describing direction</i>	Section 2	<i>Instruction and explanation</i>
Exercises	32	Section 3	<i>Description of a process</i>
Drills	36		74
Activity	40	Exercises	77
	42	Drills	79
	43	Activity	83
	44		86
	45		88
	48		

Unit 7		89
Classwork	<i>Section 1 Cause and reason</i>	90
	<i>Section 2 Comparison and contrast</i>	92
	<i>Section 3 Similarity</i>	95
Exercises		97
Drills		99
Activity		100
Unit 8		101
Classwork	<i>Section 1 Likely or probable result</i>	102
	<i>Section 2 Hypothetical result</i>	104
	<i>Section 3 Suggesting possible cause and result</i>	107
Exercises		111
Drills		112
Activity		113
Unit 9		115
Classwork	<i>Section 1 Reporting actions</i>	116
	<i>Section 2 Reporting observations and results; stating conclusions</i>	118
	<i>Section 3 Describing and accounting for results</i>	121
Exercises		125
Drills		127
Activity		128

Unit 10		129
Classwork	<i>Section 1 Describing an experiment</i>	130
	<i>Section 2 Stating results</i>	132
	<i>Section 3 Describing and accounting for a phenomenon</i>	135
Exercises		139
Drills		140
Activity		141
Unit 11		142
Classwork	<i>Section 1 Understanding an explanation</i>	143
	<i>Section 2 Describing apparatus and an experiment</i>	147
	<i>Section 3 Giving instructions, interpreting results, describing attributes</i>	149
Drills		151
Activity		153

unit 1



classwork

SECTION 1 numbers and dimensions

A Read out these numbers.

1	3	8	1,053	15	153.87
2	14	9	2,279	16	73.5
3	40	10	10,874	17	90.005
4	93	11	12.00	18	19.31
5	102	12	100,302	19	44.829
6	231	13	1,000,000	20	80.75
7	995	14	82.985		

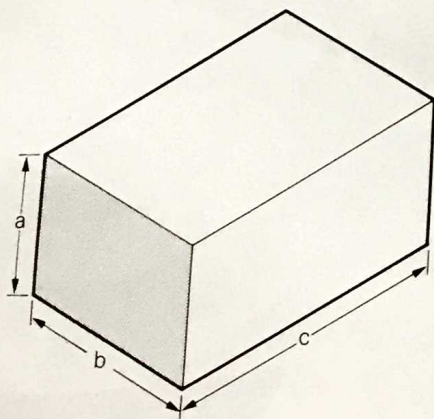
B Put in the decimal point, eg 12.00, or the comma, eg 1,000, when you hear these numbers.

8593	27149	385293	00100
10301	91349	72835	3005
281	7219		

C Write down the names of these units: *mm, m, cm, km*.

D Write down the twelve values you hear.

E What are these dimensions called?



F Use these patterns to ask and answer questions about objects in your classroom, eg window, door, table, etc.

How	high wide long	is ... ?
-----	----------------------	----------

... is ...	high. wide. long.
------------	-------------------------

What is the	height width length	of ... ?
-------------	---------------------------	----------

The	height width length	of ... is ...
-----	---------------------------	---------------

... is ... in		height. width. length.
... has a	height width length	of ...

Height, width and length are all **nouns**
High, wide and long are all **adjectives**

Height, width, length are 1 _____ dimensions.